






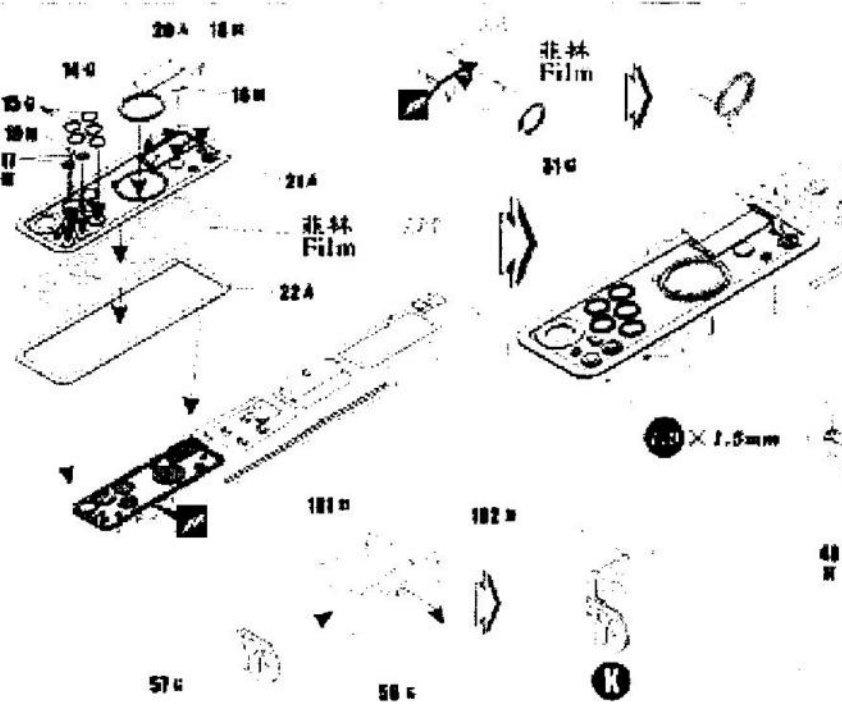
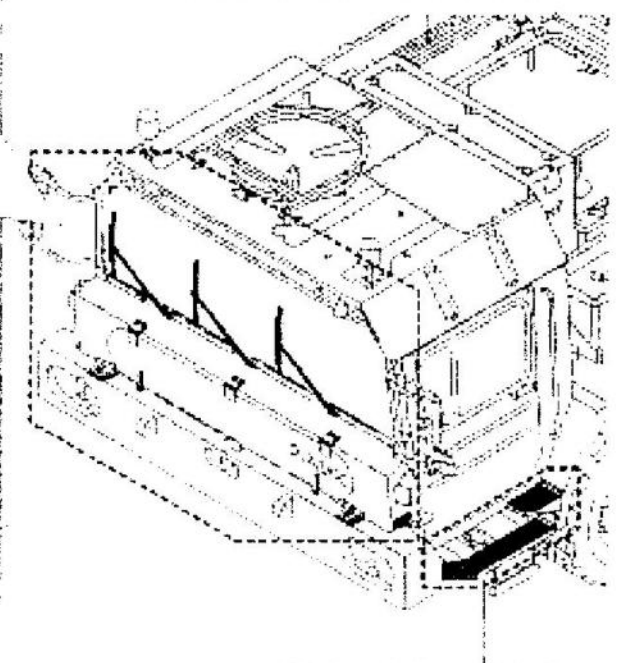
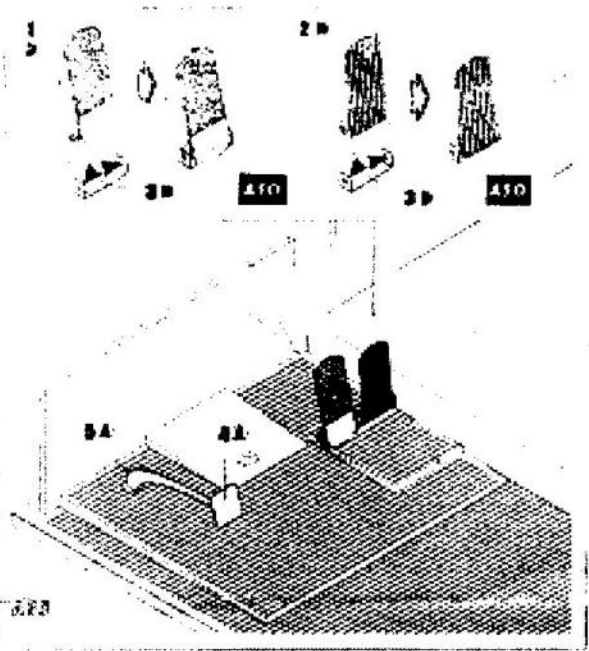
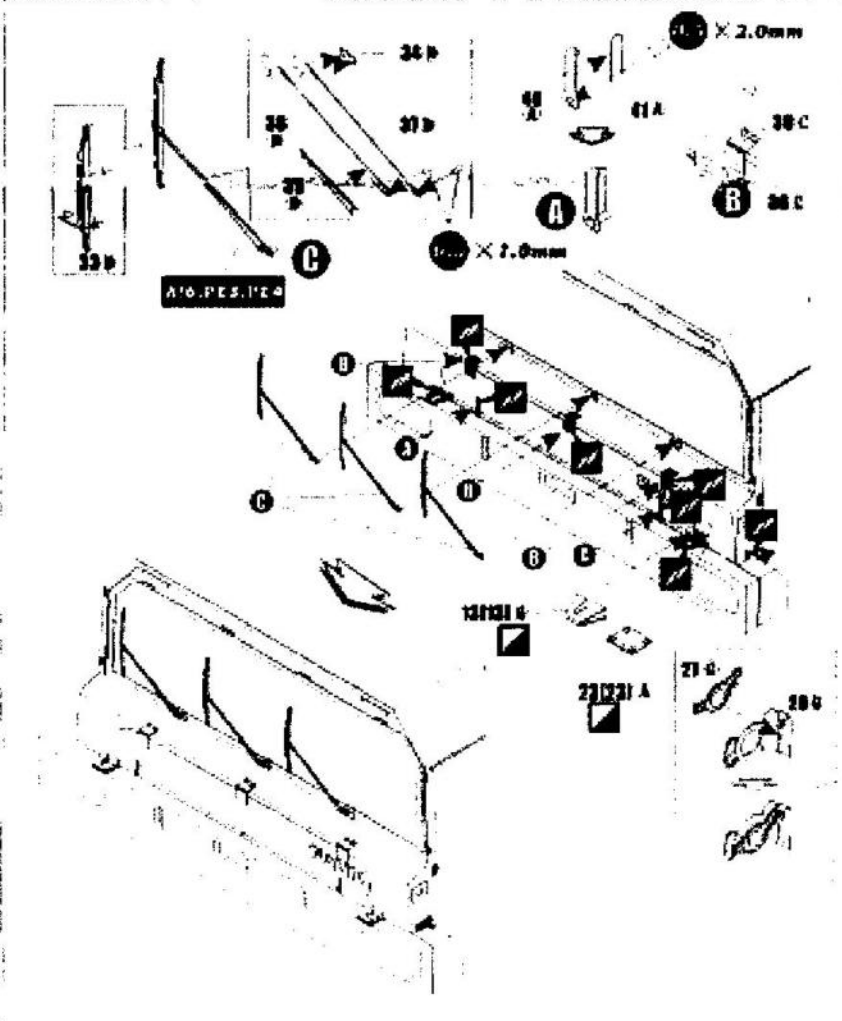
SLT-56 FAUN

INSTRUCTIONS FOR THE USER

-  切掉部分
Cut away
-  尽快拆去
Asap away
-  使用
Use filter
-  贴膜
Band
-  根据喜好选择安装
Optional
-  另一侧同样操作
Repeat opposite side

-  安装箭头
Install arrow
-  弯折箭头
Fold arrow
-  76 零件序号
Number of PC parts
-  原零件序号
Number of original parts
-  被替换的零件序号
Number of replaced parts
-  使用圆棒时作
Use ADS rod

PE 35008 TRU



0.25(0.010)

Ø 7.0mm

201201

201201 A

201201

A37/A37

321221 B

041651 B

321221

20 C

60 F

64 Y

75 M

Ø 7.0mm

61 A

50 Y

20 C

64 Y

75 M

54

55

67

104, 105, 106, 107, 108, 109, 110, 111

53 C

54

55

52 C

50 A

Ø 7.0/Ø 7.15

Ø 7.0mm

56.37a

