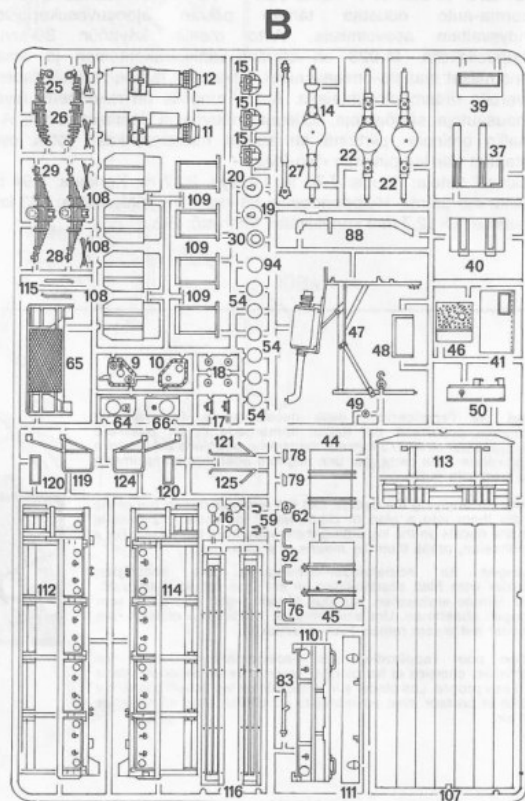
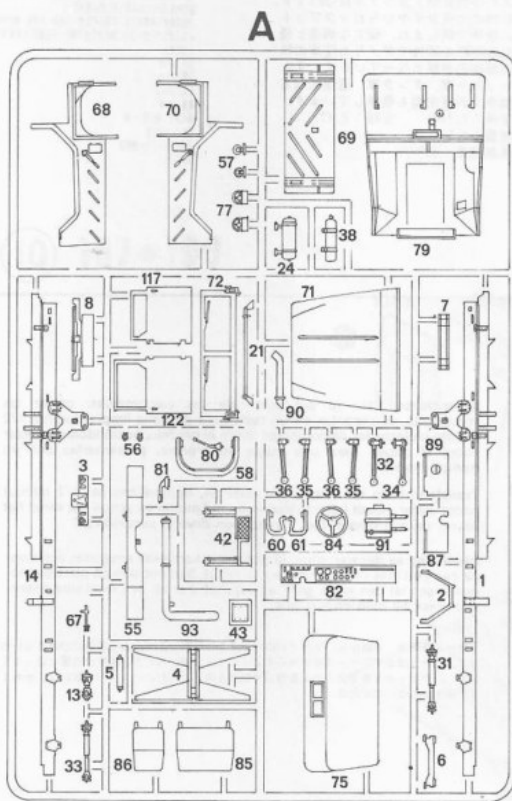


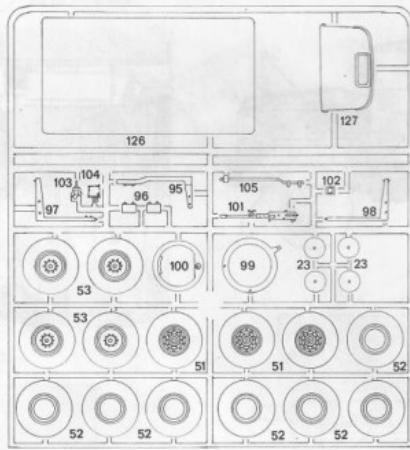
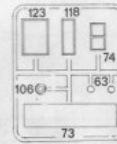


1. Read carefully and fully understand the manufacturer's instruction book supplied with this kit.
2. Care should be taken when using tools and modelling knives, as these can cause personal injury.
3. Plastic parts broken from sprues can have sharp, pointed or jagged edges. Remove these with a file or an emery board.
4. Keep out of the reach of children under 36 months old, as some parts are detachable. Children must not be allowed to suck any metal part or wire included with this kit.
5. This document should be retained for reference at a later date, if the need arises, as it includes the "EEC" company name and address as a means of identification of the importer and supplier.

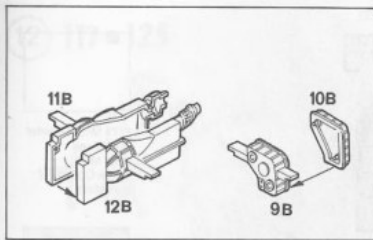
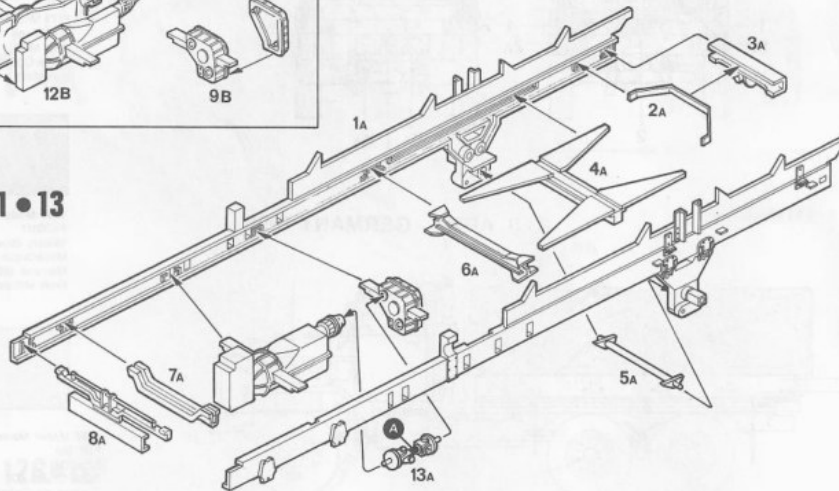
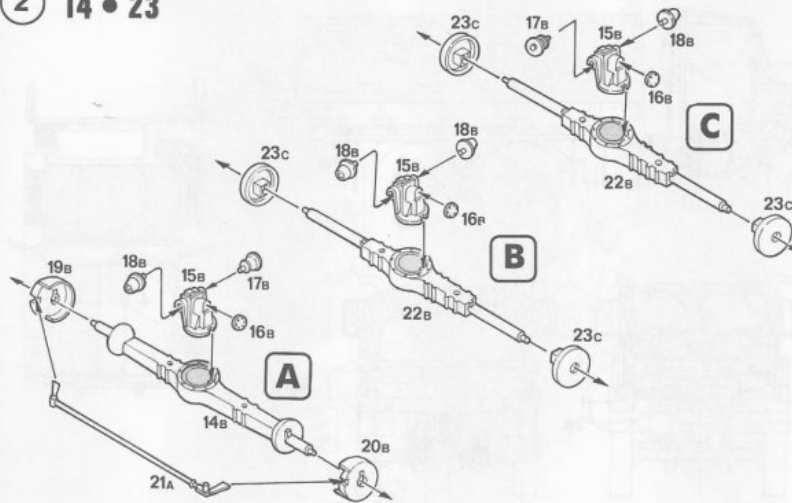
Leggenda colori I numeri si riferiscono all'assortimento colori ITALERI **MODEL MASTER**  
 Painting instruction The indicated colour numbers refer to the ITALERI **MODEL MASTER** part number.  
 Bemalungshinweise Die angegebenen Farbnrnummern beziehen sich auf die ITALERI **MODEL MASTER** Modellbaufarben.  
 Mode d'utilisation de la peinture Les références indiquées concernent les peintures ITALERI **MODEL MASTER**

- |   |   |   |  |  |
|---|---|---|--|--|
| <p><b>A</b></p> <p>1405 Model Master<br/>Gun Metal (Metalizer)<br/>Stahlblau (Metalizer)<br/>Metallo Scuro (Metalizer)<br/>Gris Metal (Metalizer)</p> | <p><b>B</b></p> <p>1749 Model Master<br/>FS37038<br/>Flat Black<br/>Schwarz (M)<br/>Nero (O)<br/>Noir Mat (M)</p> | <p><b>C</b></p> <p>1527 Model Master<br/>Orange<br/>Orange (G)<br/>Arancio (L)<br/>Orange (B)</p>     | <p><b>D</b></p> <p>1546 Model Master<br/>Silver<br/>Silber<br/>Argent<br/>Argent</p>     | <p><b>E</b></p> <p>1571 Model Master<br/>Flat Green<br/>Grün Matt<br/>Verde Opaco<br/>Vert Mat</p> |
| <p><b>F</b></p> <p>1567 Model Master<br/>Flat Tan<br/>Erde (M)<br/>Terra Chiara (O)<br/>Couleur de Chêne Terne (M)</p>                                | <p><b>G</b></p> <p>1785 Model Master<br/>Rust<br/>Rost<br/>Ruggine<br/>Rouille</p>                                | <p><b>H</b></p> <p>1782 Model Master<br/>Bright Brass<br/>Bronze Hell<br/>Ottone<br/>Laiton Clair</p> | <p><b>L</b></p> <p>1503 Model Master<br/>Red<br/>Rot (G)<br/>Rosso (L)<br/>Rouge (B)</p> |  |

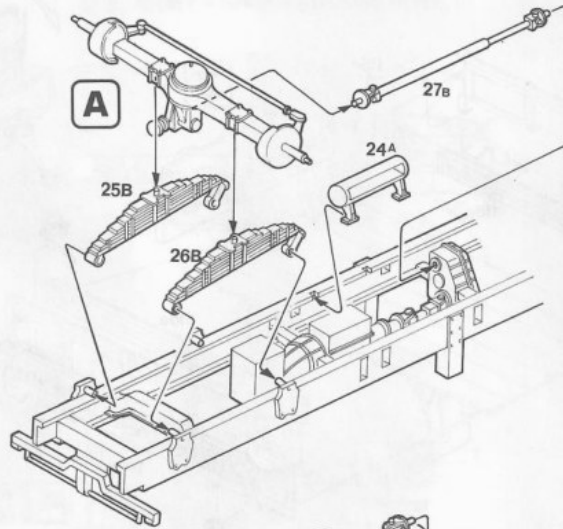


**C****D**

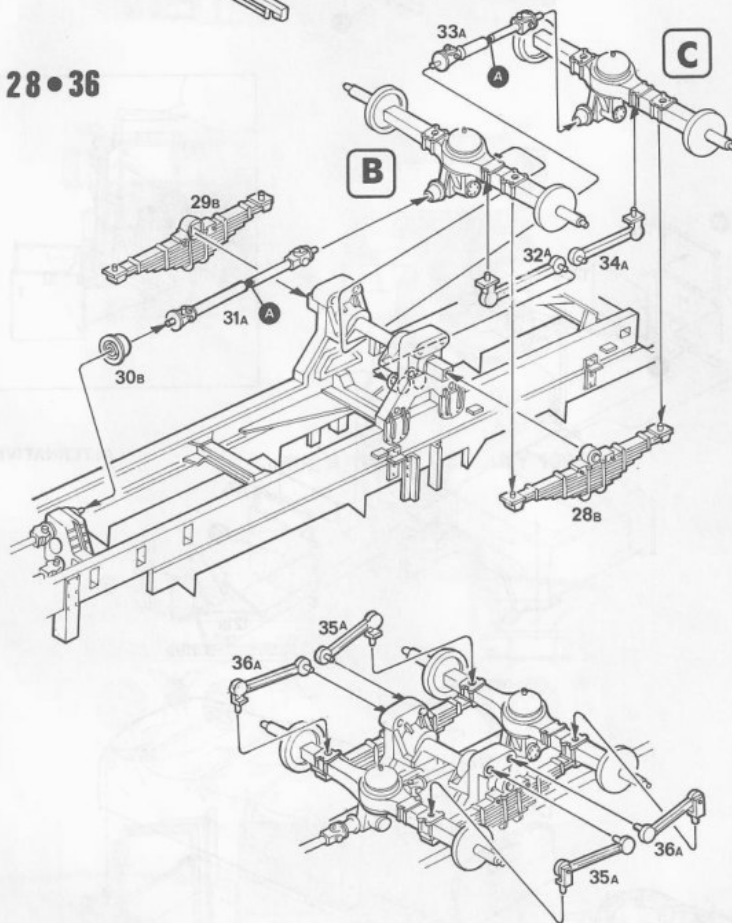
APRIRE I FORI  
 DRILL HOLES  
 DIE LOCHER AUSBOHREN  
 OUVRIER LES TROUS  
 PERFORAR LOS AGUEROS  
 BOOR GAATJES

**1 1 • 13****2 14 • 23**

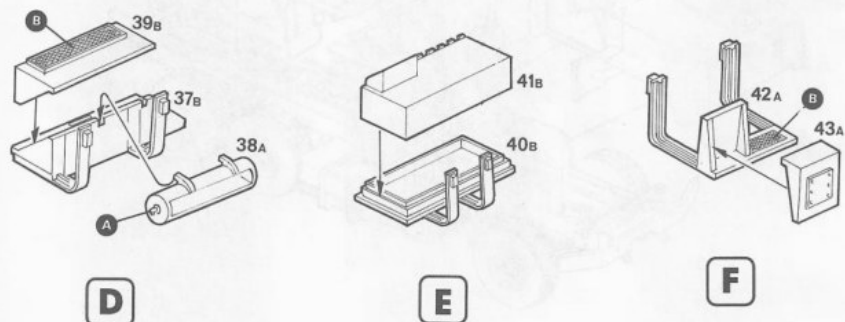
③ 24•27



④ 28•36



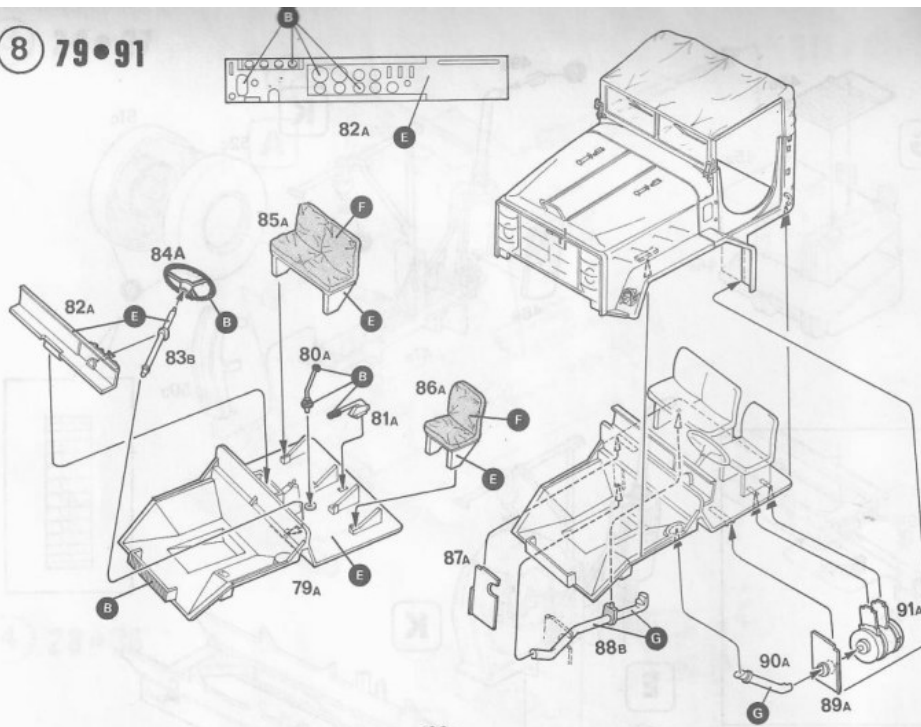
⑤ 37•52



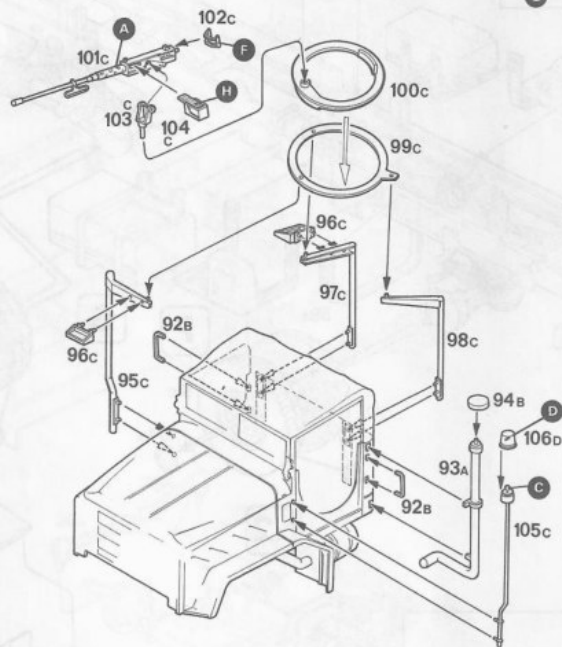




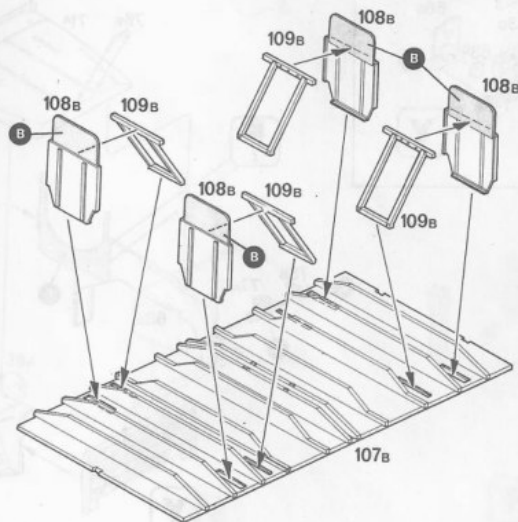
8 79•91



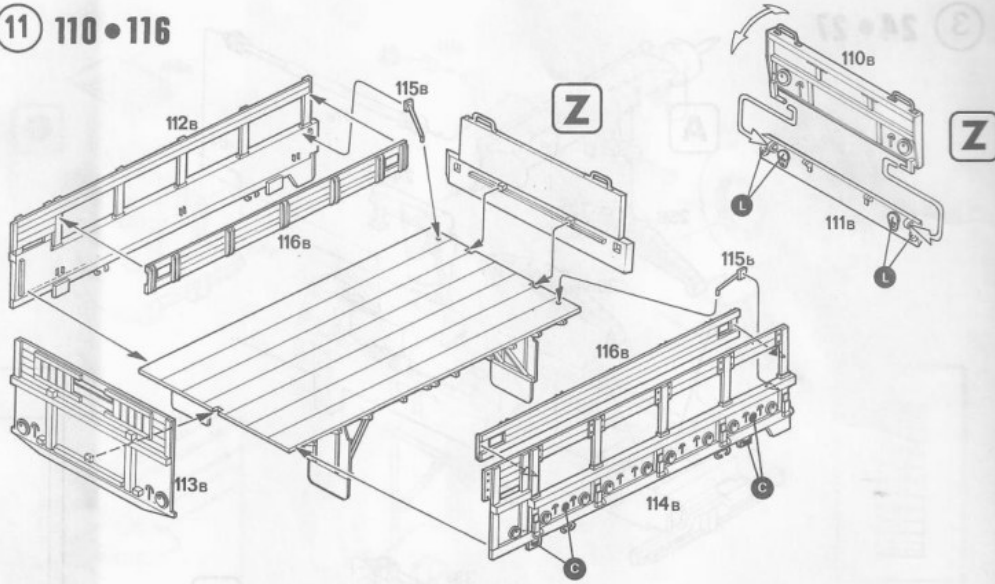
9 92•106



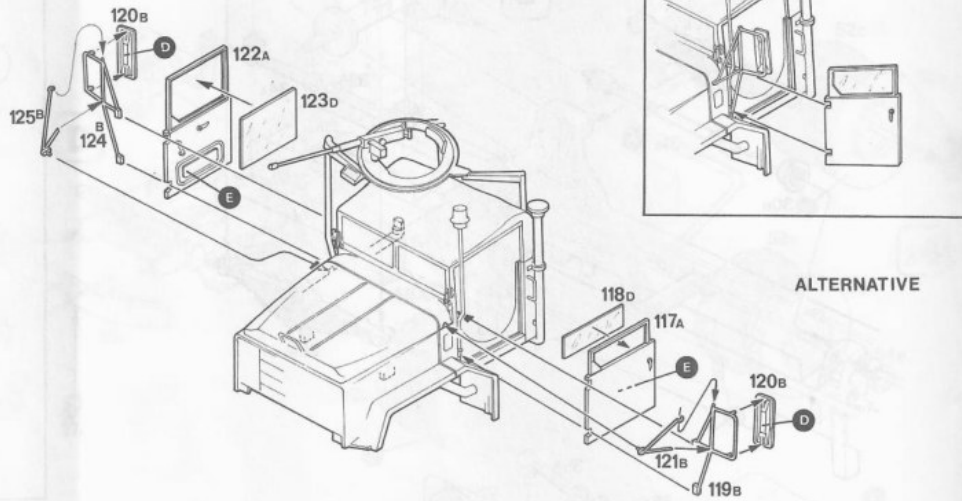
10 107•109



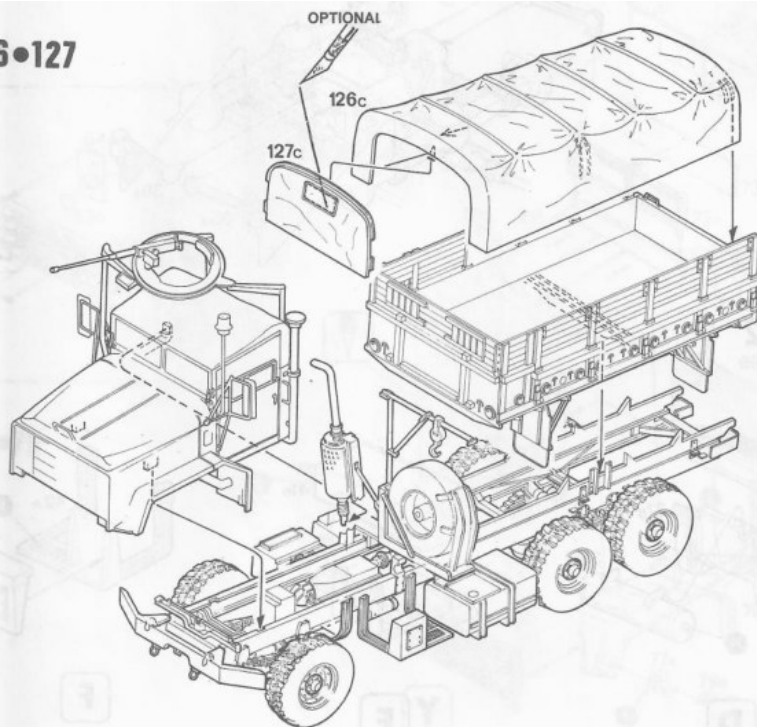
11 110 • 116



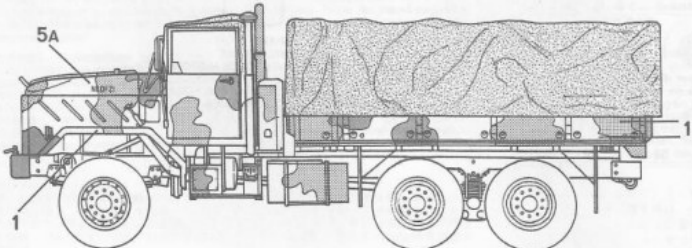
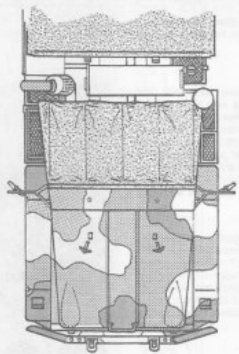
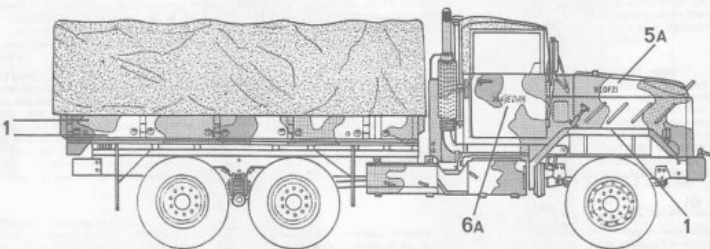
12 117 • 125



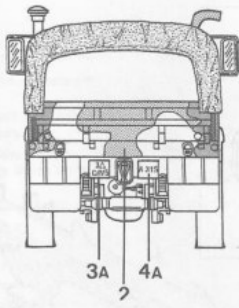
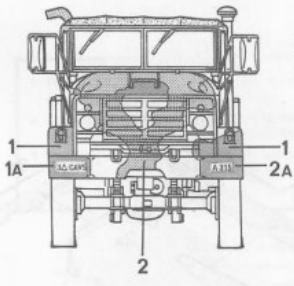
13 126 • 127




U.S. ARMY - SAUDI ARABIA 1991



1591 Model Master  
RAL 6003  
Olive Green  
Olivgrün (M)  
Verde Oliva (O)  
Vert Olive (M)

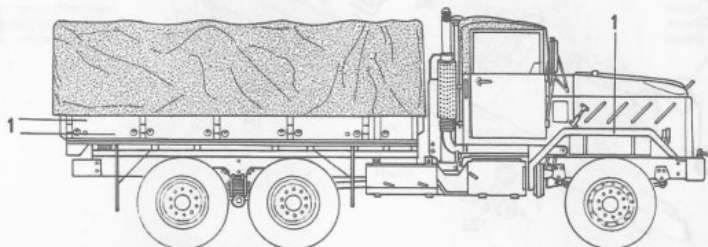


1571 Model Master  
Flat Green  
Grün Matt  
Verde Opaco  
Vert Mat



1701 Model Master  
FS30117  
Military Brown  
Militärbraun (M)  
Marrone Militare (O)  
Brun Militaire (M)

U.S. ARMY - GERMANY 1990



1567 Model Master  
Flat Tan  
Erde (M)  
Terra Chiara (O)  
Couleur de Chêne Terne (M)

