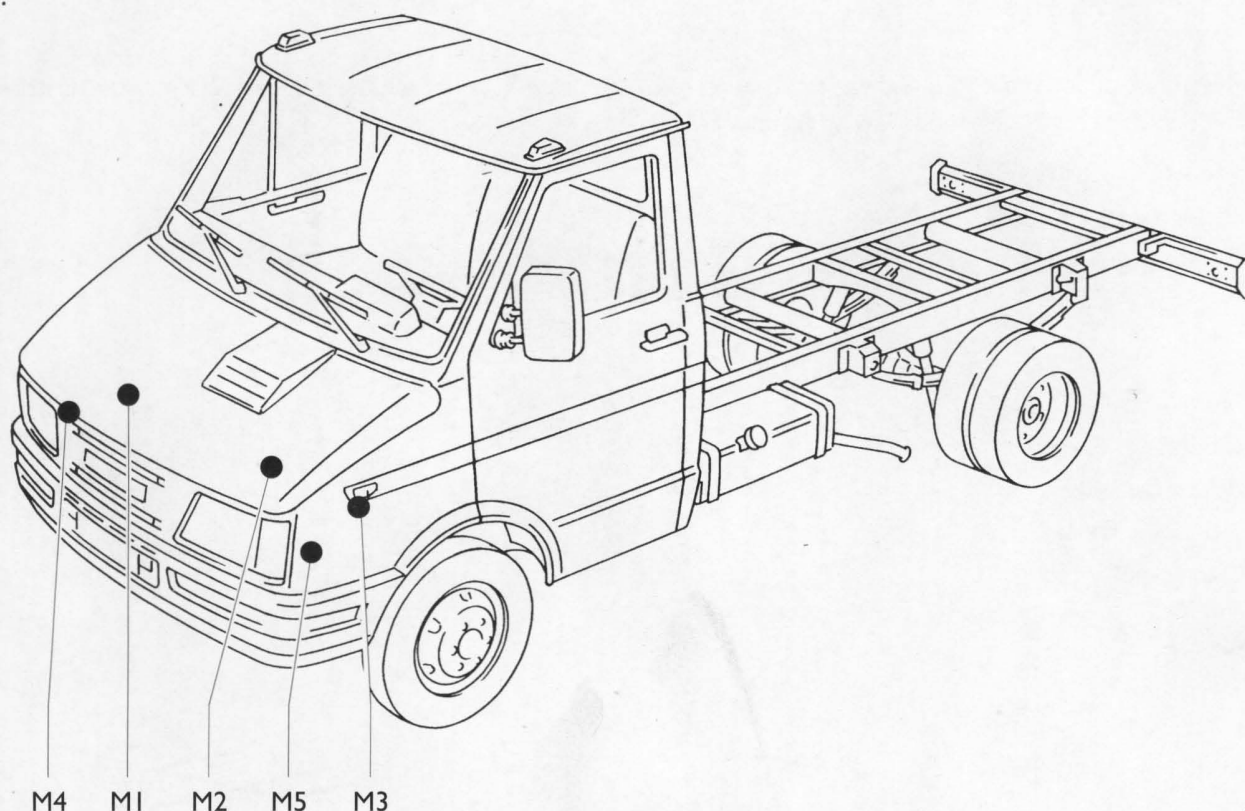
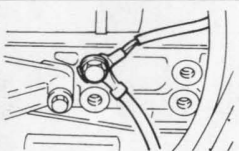
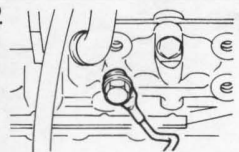
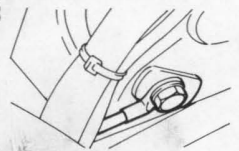
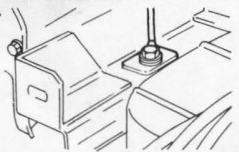
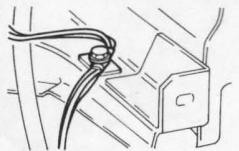


## Location of earth points on the vehicle



4981

Earth connection	Location	Components concerned
<b>M1</b>  4987	Engine block rh side	Battery negative terminal – Windscreen wipers – Roof components – Cab interior components – Engine cooling electromagnetic joint
<b>M2</b>  4988	Engine block lh side	Earth connection between engine and chassis
<b>M3</b>  4989	Lh side member	Power steering fluid level indicator control device –Horns – Fuel level sender unit – Side marker lights – Brake fluid level indicator control device – Tail external lighting – Telma –
<b>M4</b>  4991	Hood (close to rh headlight cluster)	High/low beam light with rh parking light – Rh front turn signal light – Air cleaner restriction indicator switch – Windscreen washer pump – Engine coolant level indicator
<b>M5</b>  4990	Hood (close to lh headlight cluster)	High/low beam light with lh parking light – Lh turn signal light – Fog lamps