













Untersuchung: LaserCyte

IVLS vom: 20.03.2019 09:45:25.863 AM Mess-ID: 5

Pat-ID: 101400001 Tier: FELINE/

Befund-ID: 1217 Set:20190320_085906_1240

RBC	M/ μ L:	8.10	(5.00-10.00)	
HCT	%:	28.8	(30.0-45.0)	
HGB	g/dL:	9.5	(9.0-15.1)	
MCV	fL:	35.6	(41.0-58.0)	
MCH	pg:	11.7	(12.0-20.0)	
MCHC	g/dL:	33.0	(29.0-37.5)	
RDW	%:	21.7	(17.3-22.0)	
%RETIC	%:	0.9		
RETIC	K/ μ L:	71.6	(3.0-50.0)	
WBC	K/ μ L:	10.74	(5.50-19.50)	
%NEU	%:	44.5		
%LYM	%:	35.0		
%MONO	%:	9.4		
%EOS	%:	10.7		
%BASO	%:	0.4		
NEU	K/ μ L:	4.78	(2.50-12.50)	
LYM	K/ μ L:	3.76	(0.40-6.80)	
MONO	K/ μ L:	1.01	(0.15-1.70)	

[REDACTED]
 [REDACTED]
 [REDACTED]
 [REDACTED]
 [REDACTED]
 [REDACTED]

KNR 10140 Katze
 EKH
 Max
 Mai 2007 mk
 CAVE!!

EOS	K/ μ L:	1.15	(0.10-0.79)	<div style="width: 100%; height: 15px; border: 1px solid black; background-color: white; position: relative;"> <div style="position: absolute; right: 0; top: 0; bottom: 0; width: 10%; background-color: red;"></div> </div>
BASO	K/ μ L:	0.04	(0.00-0.10)	<div style="width: 100%; height: 15px; border: 1px solid black; background-color: white; position: relative;"> <div style="position: absolute; left: 50%; top: 0; bottom: 0; width: 10%; background-color: green;"></div> </div>
PLT	K/ μ L:	504	(175-600)	<div style="width: 100%; height: 15px; border: 1px solid black; background-color: white; position: relative;"> <div style="position: absolute; left: 60%; top: 0; bottom: 0; width: 10%; background-color: green;"></div> </div>
MPV	fL:	23.5		
PDW	%:	19.4		
PCT	%:	1.18		