













Untersuchung: LaserCyte

IVLS vom: 20.01.2020 09:37:31.083 AM Mess-ID: 23

Pat-ID: 101400001 Tier: FELINE/

Geräteinfo beachten! Befund-ID: 159 Set:20200120_092831_2083

RBC	M/ μ L:	7.77	(5.00-10.00)	
HCT	%:	34.2	(30.0-45.0)	
HGB	g/dL:	11.6	(9.0-15.1)	
MCV	fL:	44.0	(41.0-58.0)	
MCH	pg:	14.9	(12.0-20.0)	
MCHC	g/dL:	33.9	(29.0-37.5)	
RDW	%:	18.5	(17.3-22.0)	
%RETIC	%:*	0.5		
RETIC	K/ μ L:*	36.5	(3.0-50.0)	
WBC	K/ μ L:*	7.95	(5.50-19.50)	
%NEU	%:*	50.2		
%LYM	%:*	29.8		
%MONO	%:*	9.2		
%EOS	%:*	10.5		
%BASO	%:*	0.3		
NEU	K/ μ L:*	3.99	(2.50-12.50)	
LYM	K/ μ L:*	2.37	(0.40-6.80)	
MONO	K/ μ L:*	0.73	(0.15-1.70)	

██████████
 ██████████
 ██████████
 ██████████
 ██████████
 ██████████

KNR 10140 Katze
 EKH
 Max
 Mai 2007 mk
 CAVE!!

EOS	K/µL:*	0.84	(0.10-0.79)	<div style="width: 100%; height: 10px; background-color: #ccc; position: relative;"><div style="position: absolute; right: 0; top: 0; width: 10%; height: 100%; background-color: red;"></div></div>
BASO	K/µL:*	0.02	(0.00-0.10)	<div style="width: 100%; height: 10px; background-color: #ccc; position: relative;"><div style="position: absolute; right: 0; top: 0; width: 10%; height: 100%; background-color: green;"></div></div>
PLT	K/µL:>	457	(175-600)	<div style="width: 100%; height: 10px; background-color: #ccc; position: relative;"><div style="position: absolute; right: 0; top: 0; width: 10%; height: 100%; background-color: green;"></div></div>
MPV	fL:	28.6		
PDW	‡:	23.8		
PCT	‡:	1.31		

Geräte-Info:
 PLT Aggregiert vorhanden (PA)